


PIKE DELTA YORK  
LOCAL  
SCHOOL DISTRICT



Monthly Financial Report – February 2022

March 16<sup>th</sup>, 2022

Matt A. Feasel, Treasurer/C.F.O.



March 16, 2022

Dear Members of the Pike Delta York Board of Education:

The following pages represent the financial status of the Pike Delta York Local School District as of February 28<sup>th</sup>, 2022 for all funds submitted for your consideration. Please review the following:

1. General, Revenue & Budget Analysis
2. Cash Reconciliation Report
3. Investment Register
4. Financial Report by Fund
5. Monthly Check Register
6. Unencumbered Liabilities Register
7. Transfer and Advance Register
8. Donations to the District
9. Appropriation Revisions for the month and fiscal year 2021-22.

As always, if you should have any questions or need any additional information, please feel free to contact me at any time at 419-822-3391, Ext 5103.

Respectfully Submitted,

Matt A. Feasel, Treasurer/CFO  
Pike Delta York Local School District

# PIKE DELTA YORK LOCAL SCHOOL DISTRICT Monthly Financial Narrative

## General Fund Analysis

This document is prepared in an attempt to summarize the cash position of the Pike Delta York Local School District as of the end of February, 2022. This analysis incorporates four (4) different areas:

1. 2021-22 Fiscal Year Estimate - This column represents the actual cash balance on July 1, 2021 (\$ 832,916.75) at the beginning of the fiscal year. It also contains the projected revenue from July 1, 2021 to June 30, 2022, (\$ 13,507,157.00); the projected expenditure level (\$ 13,224,293.00) and the projected ending balance (\$ 1,115,780.75) on June 30, 2022.
2. February 2022 Actual - This column represents actual activity for the month of February 2022.
3. 2021-22 Fiscal Y-T-D - This column represents actual activity from the 1<sup>st</sup> of July, 2021 through the end of February 2022.

## SUMMARY

This financial report represents projections prepared from the most recent November of 2021 five year forecast for fiscal year 2021-2022. The annual projections for fiscal year 2021-22 have been projected out on a monthly basis for July of 2021 through June of 2022 utilizing the most current information and historical collection and expenditure trends from previous fiscal years. If variances occur between the projected amounts for the month and the actual, the rationale behind those differences will be explained.

The comparison of year-to-date activity from July of 2021 to February of 2022 can be found on page 7 of the financial analysis. The timing of revenue being received and expenses being paid throughout the year can create variances throughout this report. We will attempt to explain those significant variances when they occur within the summaries.

# Pike Delta York Local Schools

## General Fund Analysis

### February 2022

	2021-22 Estimate	February 2022 Summary	2020-21 Fiscal Y-T-D
Beginning Balance	832,916.75	1,058,295.50	832,916.75
Revenue	13,507,157.00	2,805,688.30	10,978,381.39
Expenditures	13,224,293.00	1,268,753.37	9,216,067.71
Ending Balance	<u>1,115,780.75</u>	<u>2,595,230.43</u>	<u>2,595,230.43</u>
Projected Ending Balance - February 2022		2,358,593.00	
Variance		236,637.43	
% of Variance		10.03%	

# PIKE DELTA YORK LOCAL SCHOOL DISTRICT Monthly Financial Narrative

## General Fund Revenue Analysis

This document evaluates our sources of revenue.

1. 2021-22 Estimates – This column represents the most current revenue projections from July 1<sup>st</sup>, 2021 through June 30<sup>th</sup>, 2022.
2. Projected Revenue for February of 2022 – This column represents the estimated revenue that the district anticipated receiving during the month February.
3. February 2022 Actual - This column represents actual cash receipts received during the month of February of 2022.
4. 2021-22 Projected – This column represents the estimated revenue from July 2021 through February 2022.
5. 2021-22 Actual – This column represents actual cash receipts received from July of 2021 through February of 2022.
6. Variance - This column represents the estimated revenue from July 2021 through February 2022 (Column 4) minus the actual receipts that we have actually received during that same time period (Column 5) to give us a variance for comparison purposes.
7. Percentage Received – Revenue actually received divided by the anticipated revenue.

## SUMMARY

We received our second half real estate settlement for the 2021-22 fiscal year at the end of February. The projections that we prepared in May of 2021 and adjusted slightly in November of 2021 held fairly accurate for our overall annual collection. We still have a manufactured home tax settlement yet to be received. That may perhaps lessen the small (1.46% or \$ 69,598) gap we have between the projection vs. actual.

We are still transitioning and we continue to experience adjustments with the state funding formula. I'm not sure how many more changes we will see before we have totally converted.

I am constantly monitoring and reviewing our projections and spending plan. This includes revenue and expenditures and how these changes will affect our overall funding for the immediate and long-term future. I am happy with what we have projected and where we stand with actual collections. Despite some significant variances, due to the funding formula adjustments, our annual variance is immaterial.

# Pike Delta York Local Schools

## General Fund Revenue Analysis

February 2022

<i>Revenue Source</i>	2020-21 Annual Estimate	February 2022 Projected	February 2022 Actual	2020-21 Projected	2020-21 Actual	Annual Variance	Percentage Received
Real Estate Taxes	4,791,915.00	1,956,597.00	1,780,914.33	4,776,117.00	4,706,518.59	-69,598.41	98.22%
Public Utility Pers. Prop.	760,054.00	408,156.00	454,070.13	760,054.00	803,652.52	43,598.52	105.74%
Income Tax	104,774.00	0.00	0.00	0.00	0.00	0.00	0.00%
Investments	32,000.00	1,892.00	867.89	18,043.00	17,177.05	-865.95	53.68%
Other Local Receipts	326,155.00	59,067.00	66,616.19	442,564.00	265,350.59	-177,213.41	81.36%
State Foundation	6,663,643.00	635,962.00	488,777.50	4,534,136.00	4,399,352.45	-134,783.55	66.02%
Homestead/Rollback	575,030.00	0.00	0.00	286,350.00	283,354.16	-2,995.84	49.28%
Other State/Fed. Receipts	128,586.00	6,354.00	14,442.26	134,659.00	490,730.93	356,071.93	381.64%
Non-Operating Receipts	125,000.00	0.00	0.00	13,522.00	12,245.10	-1,276.90	9.80%
<b>Totals</b>	<b>13,507,157.00</b>	<b>3,068,028.00</b>	<b>2,805,688.30</b>	<b>10,965,445.00</b>	<b>10,978,381.39</b>	<b>12,936.39</b>	<b>81.28%</b>
				<b>81.18%</b>		<b>0.10%</b>	

# PIKE DELTA YORK LOCAL SCHOOL DISTRICT Monthly Financial Narrative

## General Fund Budget Analysis

This document evaluates our expenditure levels.

1. 2021-22 Projected Expenditures - Projected expenditure levels for the 2021-22 fiscal year.
2. February Projected Expenditures - Expenditures projected for the month of February of 2022.
3. February 2021 Actual Expenditures - Actual expenditures incurred during the month of February of 2022.
4. 2021-22 Projected Expenditures - This column represents projected expenditures from the 1<sup>st</sup> of July, 2021 through the end of February 2022.
5. 2021-22 Expenditures - Actual expenditures from July 1<sup>st</sup>, 2021 through the end of February of 2022.
6. Variance - This column represents the estimated expenditures from July 1<sup>st</sup>, 2021 through the end of February, 2022 (Column 4) minus the actual expenditures that have actually been incurred during that same period (Column 5) to give us a variance for comparison purposes.
7. % Expended - This figure represents the percentage of funds committed for that specific expenditure area for the year.

## SUMMARY

Salary and fringes continue to remain close to projections for the month and for the year. The projections will change for the next five months. As I mentioned last month, we have converted from the 26 bi-weekly pays to 24 semi-month pay system. We have seen the increase in our health insurance premiums due to our health insurance being increased for 2022.

I mentioned last month that our purchased services line item was victimized by the state foundation changes. This is why you continue to see the variance that you do on this line item.

We survived the cash flow dilemma that we experience every year in December and February. Our revenue and spending patterns continue to be consistent with previous years. We will continue to review and monitor our cash flow projections for the rest of the year. With limited resources for the remaining four months of the year, we will have to remain prudent with our spending to insure we do not exhaust what cash we have available.

# Pike Delta York Local Schools

## General Fund Budget Analysis

February 2022

<i>Expenditure Area</i>	2020-21 Appropriations	February 2022 Projected	February 2022 Expenditures	2020-21 Projected	2020-21 Actual	Annual Variance	% Expended
Salaries & Wages	7,711,636.00	639,689.00	786,932.36	5,156,920.00	5,242,525.36	85,605.36	67.98%
Fringe Benefits	3,404,578.00	279,693.00	289,010.00	2,328,936.00	2,356,218.61	27,282.61	69.21%
<b>Total</b>	<b>11,116,214.00</b>	<b>919,382.00</b>	<b>1,075,942.36</b>	<b>7,485,856.00</b>	<b>7,598,743.97</b>	<b>112,887.97</b>	<b>68.36%</b>
Purchased Services	1,671,146.00	136,999.00	111,698.04	1,573,700.00	1,156,066.64	-417,633.36	69.18%
Supplies & Materials	364,945.00	15,645.00	18,014.01	285,100.00	318,232.33	33,132.33	87.20%
Capital Outlay	10,000.00	0.00	0.00	666.00	1,581.96	915.96	0.00%
Other Objects	51,988.00	19,700.00	63,098.96	94,447.00	141,442.81	46,995.81	272.07%
Non-Operational	10,000.00	0.00	0.00	0.00	0.00	0.00	0.00%
<b>Totals</b>	<b>2,108,079.00</b>	<b>172,344.00</b>	<b>192,811.01</b>	<b>1,953,913.00</b>	<b>1,617,323.74</b>	<b>-336,589.26</b>	<b>76.72%</b>
<b>Grand Total</b>	<b>13,224,293.00</b>	<b>1,091,726.00</b>	<b>1,268,753.37</b>	<b>9,439,769.00</b>	<b>9,216,067.71</b>	<b>-223,701.29</b>	<b>69.69%</b>
				71.38%		-1.69%	



# Pike Delta York Local Schools

## General Fund Year To Date Analysis

### February 2022

	February 2021 Actual	February 2022 Actual	Annual Variance	Percentage of Variance
<b><i>Beginning Cash Balance</i></b>	1,415,957.31	832,916.75	-583,040.56	-41.18%
<b><i>Revenue Sources</i></b>				
Real Estate Taxes	4,682,468.24	4,706,518.59	24,050.35	0.51%
Public Utility Personal	748,821.22	803,652.52	54,831.30	7.32%
Investments	21,645.15	17,177.05	-4,468.10	-20.64%
Other Local Receipts	461,489.95	265,350.59	-196,139.36	-42.50%
State Foundation	4,753,300.41	4,399,352.45	-353,947.96	-7.45%
Homestead/Rollback	273,514.63	283,354.16	9,839.53	3.60%
Other State Receipts	143,546.01	490,730.93	347,184.92	241.86%
Non-Operating Receipts	189,450.84	12,245.10	-177,205.74	-93.54%
<b>Total Revenue</b>	<b>11,274,236.45</b>	<b>10,978,381.39</b>	<b>-295,855.06</b>	<b>-2.62%</b>
<b><i>Expenditure Area</i></b>				
Salaries & Wages	5,350,615.52	5,242,525.36	-108,090.16	-2.02%
Fringe Benefits	2,265,954.87	2,356,218.61	90,263.74	3.98%
Purchased Services	2,004,853.62	1,156,066.64	-848,786.98	-42.34%
Supplies & Materials	263,514.05	318,232.33	54,718.28	20.76%
Capital Outlay	254.90	1,581.96	1,327.06	0.00%
Other Objects	135,955.13	141,442.81	5,487.68	4.04%
Non-Operational Expenses	0.00	0.00	0.00	0.00%
<b>Total Expenditures</b>	<b>10,021,148.09</b>	<b>9,216,067.71</b>	<b>-805,080.38</b>	<b>-8.03%</b>
<b><i>Ending Cash Balance</i></b>	<b>2,669,045.67</b>	<b>2,595,230.43</b>	<b>-73,815.24</b>	<b>-2.77%</b>

# Pike-Delta-York Local School District

## Cash Reconciliation

February 2022

	<u>Sub-Totals</u>	<u>Totals</u>
<b>Gross Depository Balances:</b>		
F&M Warrant	31,728.93	
PayForIt	6,622.91	
Total Depository Balances (Gross)		38,351.84
<b>Adjustments to Bank Balance:</b>		
Cash in Transit to Bank	(17,131.59)	
Outstanding Checks	(46,070.48)	
Total Adjustments		-63,202.07
<b>Other Investments:</b>		
F&M - Money Market (Commercial Sweep)	7.04	
Star Ohio - General Fund	4,098,033.13	
RedTree Investments	1,548,702.37	
Total Investments		5,646,742.54
<b>Petty Cash &amp; Change Funds:</b>		
Athletic Checking	23,032.50	
Athletic Gate Cash	4,200.00	
Cafeteria Change Funds	120.00	
H.S. Office Petty Cash	50.00	
Coffee Shop Change Fund	50.00	
Board Office Petty Cash	75.00	
H.S. Cafeteria Coffee Shop Change Fund		
Total Petty Cash		27,527.50
<b>BANK BALANCE</b>		<b>\$ 5,649,419.81</b>
<b>CURRENT CASH BALANCE</b>		<b>\$ 5,649,419.81</b>
Payroll Clearing Account	\$ 55,702.91	

Date: 03/01/2022  
Time: 12:10

PIKE-DELTA-YORK LOCAL SCHOOLS  
Cash Reconciliation as of 02/28/2022

Page: 1

Gross Depository Balances:

F&M Warrant \$31,728.93  
PayFortl \$6,622.91

Total Depository Balances (Gross) \$38,351.84

Adjustments to Bank Balance:

Cash in Transit to Bank (\$17,131.59)  
Outstanding Checks (\$46,070.48)  
Adjustments:

Total Adjustments to Bank Balance (\$63,202.07)

Investments:

Treasury Bonds and Notes \$0.00  
Certificate of Deposits \$0.00  
Other Securities \$0.00  
Other Investments:  
F&M - Money Market Commercial Sweep \$7.04  
Star Ohio \$4,098,033.13  
RedTree Investments \$1,548,702.37

Total Investments \$5,646,742.54

Cash on Hand:

Petty Cash:  
Athletic Checking \$23,032.50  
Athletic Gate Cash \$4,200.00  
Board Office Petty Cash \$75.00  
Change Cash:  
Cafeteria Change Fund \$120.00  
Coffee Shop Change Fund \$50.00  
High School Change Fund \$50.00  
Cash with Fiscal Agent \$0.00

Total Cash on Hand \$27,527.50


Total Balances \$5,649,419.81

Total Fund Balance \$5,649,419.81

Depository Clearance Accounts:

Payroll Checking Account \$55,702.91

Total Clearance Account Balances \$55,702.91

  
Treasurer

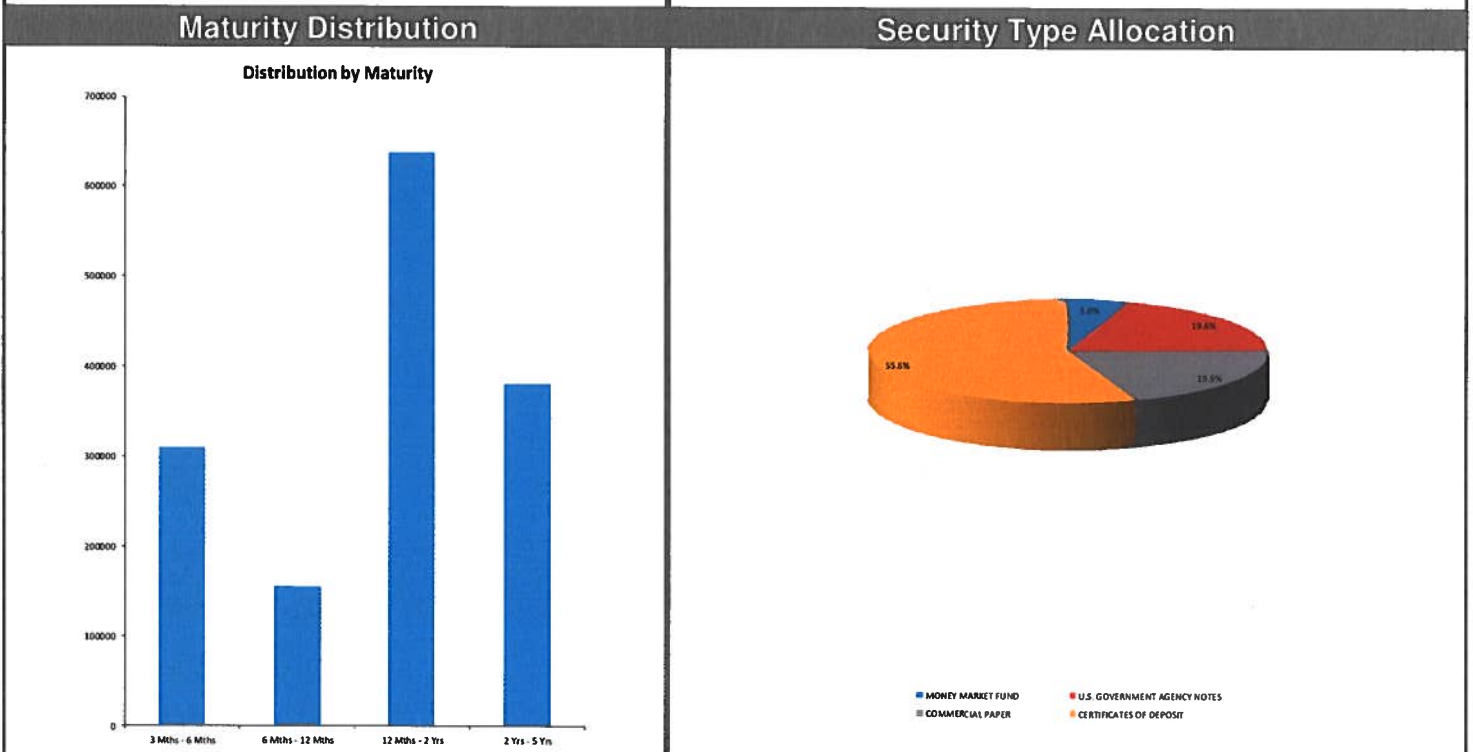
# PIKE-DELTA-YORK LOCAL SCHOOL DISTRICT INVESTMENT LISTING

February 2022

Institution	Account Type	Account Number	Receives Interest	MTD Interest	Interest Rate	Month End Balance
STAR Ohio	GF	11278	Monthly	\$ 250.83	0.15%	\$ 4,458,033.13
F&M State Bank	Sweep	00-46762	Monthly	\$ 7.04		\$ 7.04
F&M State Bank	Warrant	00-46763	N/A			\$ 31,728.93
F&M State Bank	PayForIt	21-62209	N/A			\$ 6,622.91
REDTREE	Various	X90527	Monthly	\$ 610.02	1.63%	\$ 918,270.18
REDTREE - Scholarships	Various	X90527	Monthly	\$ 418.80	1.63%	\$ 630,432.19
<b>TOTAL INVESTMENTS</b>				<b>\$ 1,286.69</b>		<b>\$ 6,045,094.38</b>

**Monthly Investment Summary**  
**Pike-Delta-York Local Schools**  
**US Bank Custodian Acct Ending x90527**  
 February 28, 2022

Monthly Cash Flow Activity		Market Value Summary				
<b>From 01-31-22 through 02-28-22</b>		<b>Security Type</b>	<b>Market Value</b>	<b>Pct. Assets</b>	<b>Avg Yield at Cost</b>	<b>Wght Avg Mat</b>
Beginning Book Value	1,547,673.55	<b>Money Market Fund</b>				
Contributions	0.00	MONEY MARKET FUND	77,614.36	5.0	0.01	0.00
Withdrawals	0.00	<b>Fixed Income</b>				
Prior Month Management Fees	-130.40	U.S. GOVERNMENT AGENCY NOTES	304,419.62	19.5	0.50	2.90
Realized Gains/Losses	0.00	Accrued Interest	273.49	0.0		
Gross Interest Earnings	1,159.22	<b>Commercial Paper</b>				
Ending Book Value	1,548,702.37	COMMERCIAL PAPER	309,061.53	19.8	0.27	0.40
		<b>Certificate of Deposit</b>				
		CERTIFICATES OF DEPOSIT	864,067.00	55.5	2.67	1.35
		Accrued Interest	2,461.31	0.2		
		<b>TOTAL PORTFOLIO</b>	<b>1,557,897.31</b>	<b>100.0</b>	<b>1.63</b>	<b>1.40</b>



**Disclosures:**

RedTree's internal accounting system is used as the source of the market value of this account. Although obtained from a source believed to be reliable, we cannot guarantee its accuracy. You should review all account statements provided by the custodian and compare with the statements provided by RedTree.

**Portfolio Holdings Report**  
**Pike-Delta-York Local Schools**  
**US Bank Custodian Acct Ending x90527**  
 February 28, 2022

Quantity	Cusip	Security Description	Moody's	S&P	Cost Basis	Market Value	Yield at Cost	Wtd Maturity	Purchase Date
<b>U.S. GOVERNMENT AGENCY NOTES</b>									
80,000	3133EMUF7	Federal Farm Credit Bank 0.220% Due 09-22-23	Aaa	AA+	79,935.84	78,763.31	0.25	1.55	03-22-21
100,000	3133EMER9	Federal Farm Credit Bank 0.470% Due 01-27-25	Aaa	AA+	99,885.00	96,318.40	0.50	2.87	10-29-20
35,000	3136G43L5	Federal Natl Mtg Assoc 0.550% Due 09-30-25	Aaa	AA+	35,000.00	33,571.64	0.55	3.52	09-30-20
50,000	3134GXHD9	Federal Home Ln Mtg 0.700% Due 12-23-25	Aaa	AA+	50,000.00	48,012.32	0.70	3.74	12-23-20
50,000	3130AKZ25	Federal Home Ln Bank 0.650% Due 02-26-26	Aaa	AA+	50,000.00	47,753.95	0.65	3.91	02-26-21
	Accrued Interest					273.49			
					314,820.84	304,693.11	0.50	2.90	
<b>CERTIFICATES OF DEPOSIT</b>									
150,000	17312QX79	Citibank NA, SD 3.400% Due 12-21-22			149,775.00	153,293.70	3.44	0.80	12-21-18
150,000	20033AS23	Comenity Capital Bank, UT 2.850% Due 03-15-23			149,737.50	152,951.85	2.91	1.02	03-18-19
90,000	949763YY6	Wells Fargo Bank, SD 2.750% Due 04-10-23			89,973.00	91,744.38	2.77	1.09	04-23-19
158,000	58404DHN4	Medallion Bank, UT 0.350% Due 07-20-23			158,000.00	156,219.97	0.35	1.38	07-21-20
150,000	38148P3A3	Goldman Sachs Bank USA, NY 3.550% Due 12-12-23			149,700.00	155,631.00	3.59	1.72	12-12-18
150,000	949763YW0	Wells Fargo Bank, SD 2.950% Due 03-27-24			149,700.00	154,226.10	3.01	2.00	03-27-19
	Accrued Interest					2,461.31			
					846,885.50	866,528.31	2.67	1.35	
<b>COMMERCIAL PAPER</b>									
110,000	09659KF62	BNP Paribas 0.000% Due 06-06-22	P-1	A-1	109,851.50	109,846.33	0.18	0.27	09-09-21
100,000	85324UHG1	Standard Chartered Bank 0.000% Due 08-16-22	P-1	A-1	99,762.67	99,606.10	0.32	0.47	11-22-21
100,000	89233HHK3	Toyota Motor Credit 0.000% Due 08-19-22	P-1	A-1+	99,767.50	99,609.10	0.31	0.48	11-22-21
					309,381.67	309,061.53	0.27	0.40	
<b>MONEY MARKET FUND</b>									
	USBMMF	First American Treasury Obligations Fund			77,614.36	77,614.36	0.01		
<b>TOTAL PORTFOLIO</b>					<b>1,548,702.37</b>	<b>1,557,897.31</b>	<b>1.63</b>	<b>1.40</b>	

**Disclosures:**

RedTree's internal accounting system is used as the source of the market value of this account. Although obtained from a source believed to be reliable, we cannot guarantee its accuracy. You should review all account statements provided by the custodian and compare with the statements provided by RedTree.

Questions? Call 888.596.2293 or email [info@redtreeinv.com](mailto:info@redtreeinv.com)



P.O. Box 7177  
Dublin, OH 43017

## Account Statement 02/01/2022 - 02/28/2022

ACCOUNT NUMBER

**11278**

REGISTRATION

PIKE DELTA YORK LCL SCHL DIST  
ATTN CFO/TREASURER

504 FERNWOOD ST  
DELTA, OH 43515

PIKE DELTA YORK LCL SCHL DIST  
ATTN CFO/TREASURER  
504 FERNWOOD ST  
DELTA, OH 43515

01033

## Client Services

- Call: 800-648-STAR (7827)
- Visit our website: [www.tos.ohio.gov/star-ohio](http://www.tos.ohio.gov/star-ohio)
- Funds Management  
STAR Ohio  
Columbus, OH 43260

### Shareholder Message Center

As a reminder, a 24 hr. advance transaction notification of both purchases and redemptions over \$100 million is highly recommended, including the length of time the funds are expected to remain in STAR Ohio. Advanced notification allows the STAR Ohio fund to invest timely to achieve the best yield possible.

Go paperless! You can update your statement delivery mode to e-Delivery through the STAR Ohio participant login at [www.starohio.com](http://www.starohio.com).

For questions or assistance, please contact STAR Ohio Client Services from 8:30am to 5:00pm Monday through Friday at 1-800-648-STAR (7827) or by emailing [info@starohio.com](mailto:info@starohio.com).

## PORTFOLIO SUMMARY

Funds	Total Shares	Share Price	Share Value
STAR Ohio	4,098,033.130	\$1.00	\$4,098,033.13

## DISTRIBUTION SUMMARY

Funds	YTD Earnings			Reinvestment Option		
	Income Dividend	S/T Cap Gains	L/T Cap Gains	Income Dividend	S/T Cap Gains	L/T Cap Gains
STAR Ohio	\$313.24	\$0.00	\$0.00	Reinvest	Reinvest	Reinvest

## TRANSACTIONS

STAR Ohio Account Number: 11278

30 Day Yield = 0.15%

Date	Transaction Type	To/From Account Number	Shares	Share Price	Gross Amount	Share Volume
	<b>Opening Balance</b>		<b>1,729,268.970</b>	<b>\$1.00</b>		<b>\$1,729,268.97</b>
02/01/2022	Redemption		-450,000.000	1.00	-\$450,000.00	1,279,268.97
02/04/2022	Purchase		164,457.680	1.00	\$164,457.68	1,443,726.65
02/11/2022	Purchase		60,355.950	1.00	\$60,355.95	1,504,082.60
02/14/2022	Purchase		74,797.030	1.00	\$74,797.03	1,578,879.63
02/15/2022	Redemption		-550,000.000	1.00	-\$550,000.00	1,028,879.63
02/18/2022	Purchase		192,592.970	1.00	\$192,592.97	1,221,472.60
02/22/2022	Purchase		2,607,315.300	1.00	\$2,607,315.30	3,828,787.90
02/25/2022	Purchase		28,147.630	1.00	\$28,147.63	3,856,935.53
02/28/2022	Purchase		240,846.770	1.00	\$240,846.77	4,097,782.30

Continued On Next Page

**Account Statement**  
**02/01/2022 - 02/28/2022**

ACCOUNT NUMBER

**11278**

Date	Transaction Type	To/From Account Number	Shares	Share Price	Gross Amount	Share Volume
02/28/2022	Income Dividend Reinvestment		250.830	1.00	\$250.83	4,098,033.13
	<b>Closing Balance</b>		<b>4,098,033.130</b>	<b>\$1.00</b>		<b>\$4,098,033.13</b>



## PIKE-DELTA-YORK LOCAL SCHOOLS Cash Summary Report

Full Account Code	Description	Initial Cash	MTD Received	FYTD Received	MTD Expended	FYTD Expended	Fund Balance	Encumbrance	Unencumbered Balance
001-0000	GENERAL FUND	\$ 792,543.15	\$ 2,805,458.30	\$ 10,945,877.42	\$ 1,268,753.37	\$ 9,203,551.32	\$ 2,534,869.25	\$ 302,864.53	\$ 2,232,004.72
001-9000	GENERAL FUND - TECHNOLOGY	40,373.60	230.00	32,503.97	0.00	12,516.39	60,361.18	12,908.64	47,452.54
002-9799	BOND RETIREMENT - 2015	1,483,765.79	277,987.94	843,588.30	8,076.26	591,613.93	1,735,740.16	0.00	1,735,740.16
003-0000	PERMANENT IMPROVEMENT FUND	186,135.13	138,994.93	388,205.38	8,337.16	285,650.16	288,690.35	65,644.59	223,045.76
006-0000	FOOD SERVICE FUND	0.00	76,867.28	417,534.82	53,403.98	369,154.71	48,380.11	65,896.27	(17,516.16)
006-9022	FOOD SERVICE FUND - P-EBT	0.00	0.00	614.00	0.00	0.00	614.00	0.00	614.00
007-9001	BEN ATHON MEMORIAL SCHOLARSHIP	170.88	0.12	2.51	0.00	1,000.00	(826.61)	0.00	(826.61)
007-9002	NATE PARSONS MEMORIAL SCHOLARSHIP	2,789.54	1.88	1,354.00	0.00	500.00	3,643.54	0.00	3,643.54
007-9100	CLYDE J KINNEY MEMORIAL SCHOLARSHIP	28,098.29	18.97	412.95	0.00	200.00	28,311.24	0.00	28,311.24
007-9290	COACH CORY'S BACKPACK BUDDIES	7,592.91	210.00	906.77	168.06	793.46	7,706.22	2,338.36	5,367.86
007-9300	TOMMY CHILDRESS JR. MEMORIAL SCHOLARSHIP	16,014.78	110.75	333.89	0.00	0.00	16,348.67	0.00	16,348.67
007-9400	PDYLSD BOARD OF EDUCATION SCHOLARSHIP	400.00	200.00	200.00	0.00	1,000.00	(400.00)	0.00	(400.00)
007-9500	PDY FACULTY & STAFF MEMORIAL SCHOLARSHIP	37,109.33	70.06	590.39	0.00	600.00	37,099.72	0.00	37,099.72
007-9800	CLASS OF 1956 MEMORIAL SCHOLARSHIP	1,009.64	0.68	1,014.84	0.00	1,000.00	1,024.48	0.00	1,024.48
007-9900	RICHARD SELL MEMORIAL SCHOLARSHIP	534,176.12	360.65	7,850.34	0.00	2,500.00	539,526.46	0.00	539,526.46
007-9990	SPROW BUCKS - TEACHER GRANT AWARD	802.36	0.00	0.00	0.00	611.24	191.12	0.00	191.12
007-9991	KICKSTARTER SCHOLARSHIP	1,215.75	0.69	214.92	0.00	500.00	930.67	0.00	930.67
007-9992	SHARON K. BRUCE SCHOLARSHIP	1,000.00	0.00	0.00	0.00	500.00	500.00	0.00	500.00
009-9100	U.S.F. - DELTA ELEMENTARY	0.00	589.00	4,584.40	0.00	6,666.63	(2,082.23)	0.00	(2,082.23)
009-9200	U.S.F. - DELTA M.S.	0.00	290.00	4,718.50	0.00	7,864.75	(3,146.25)	2,950.00	(6,096.25)
009-9300	U.S.F. - DELTA H.S.	9,237.99	422.80	7,225.97	497.03	14,197.38	2,266.58	1,495.03	771.55
018-9002	DELTA ELEMENTARY	22,180.49	240.53	8,125.79	1,747.63	8,214.92	22,091.36	600.00	21,491.36
018-9005	DELTA MIDDLE SCHOOL	7,796.27	118.72	5,608.17	575.00	7,155.45	6,248.99	641.90	5,607.09
018-9006	DELTA HIGH SCHOOL	10,852.80	137.00	1,339.83	180.00	1,347.64	10,844.99	200.00	10,644.99
019-9171	WELLNESS GRANT	0.00	0.00	2,560.00	1,100.00	1,335.00	1,225.00	0.00	1,225.00
019-9173	J. PATTERSON LIBRARY GRANT	1,418.12	0.00	0.00	0.00	0.00	1,418.12	0.00	1,418.12
019-9175	FOUNDATION GRANTS	0.00	0.00	0.00	0.00	0.00	0.00	0.00	0.00
019-9176	M.S. AFTER-SCHOOL PROGRAM	4,132.14	0.00	0.00	292.86	292.86	3,839.28	0.00	3,839.28
019-9177	PREVENTION EDUCATION GRANT	16,272.00	0.00	0.00	0.00	0.00	16,272.00	0.00	16,272.00
034-9009	PERMANENT IMPROVEMENT - O.S.F.C. PROJECT	78,958.65	30,722.18	82,196.28	13,614.21	60,781.96	100,372.97	7,027.05	93,345.92

## PIKE-DELTA-YORK LOCAL SCHOOLS Cash Summary Report

Full Account Code	Description	Initial Cash	MTD Received	FYTD Received	MTD Expended	FYTD Expended	Fund Balance	Encumbrance	Unencumbered Balance
200-0000	STUDENT MANAGED ACTIVITY	\$ 0.00	\$ 0.00	\$ 0.00	\$ 0.00	\$ 0.00	\$ 0.00	\$ 0.00	\$ 0.00
200-9021	CLASS OF 2021	2,476.69	0.00	0.00	0.00	1,930.00	546.69	0.00	546.69
200-9022	CLASS OF 2022	1,919.85	564.00	5,015.00	769.09	1,923.30	5,011.55	209.15	4,802.40
200-9023	CLASS OF 2023	5,456.41	1,028.00	14,281.00	415.18	6,614.33	13,123.08	446.85	12,676.23
200-9024	CLASS OF 2024	16,540.30	0.00	1,546.50	0.00	281.19	17,805.61	0.00	17,805.61
200-9025	CLASS OF 2025	4,523.29	0.00	2,104.25	0.00	259.94	6,367.60	0.00	6,367.60
200-9026	CLASS OF 2026	5,413.82	0.00	360.00	0.00	0.00	5,773.82	0.00	5,773.82
200-9027	CLASS OF 2027	12,311.09	588.00	750.00	0.00	1,183.14	11,877.95	0.00	11,877.95
200-9028	CLASS OF 2028	8,484.71	3,261.00	3,664.62	0.00	0.00	12,149.33	15,333.00	(3,183.67)
200-9029	STUDENT MANAGED ACTIVITY	0.00	0.00	20.00	0.00	0.00	20.00	0.00	20.00
200-9030	STUDENT MANAGED ACTIVITY	0.00	0.00	1,690.00	0.00	0.00	1,690.00	0.00	1,690.00
200-9050	M.S. - DRAMA CLUB	0.00	0.00	0.00	0.00	0.00	0.00	0.00	0.00
200-9100	H.S. - DRAMA CLUB	4,195.83	0.00	(4,124.33)	0.00	0.00	71.50	0.00	71.50
200-9150	M.S. - SCIENCE CLUB	664.80	0.00	110.00	0.00	176.00	598.80	150.00	448.80
200-9280	H.S. - SPANISH CLUB	2,128.85	159.00	880.00	385.00	850.80	2,158.05	0.00	2,158.05
200-9320	H.S. - FCCLA	5,221.05	0.00	600.00	0.00	0.00	5,821.05	0.00	5,821.05
200-9330	H.S. - FFA	3,759.12	2,178.00	37,206.02	1,655.14	27,387.48	13,577.66	2,231.66	11,346.00
200-9550	M.S. - CHEERLEADERS	1,810.36	0.00	450.00	0.00	555.92	1,704.44	0.00	1,704.44
200-9553	H.S. - CHEERLEADERS	5,067.03	180.00	11,274.25	(114.95)	10,925.05	5,416.23	205.22	5,211.01
200-9610	H.S. - STUDENT COUNCIL	1,710.32	2,012.00	4,129.00	150.00	3,486.41	2,352.91	0.00	2,352.91
200-9611	M.S. - STUDENT COUNCIL	263.46	0.00	2,999.24	0.00	2,732.37	530.33	495.28	35.05
200-9650	H.S. - SADD	740.79	0.00	0.00	0.00	130.59	610.20	0.00	610.20
200-9651	M.S. - SADD	387.32	0.00	0.00	0.00	0.00	387.32	0.00	387.32
200-9689	H.S. - DEL HI	4,287.04	574.25	1,656.00	0.00	1,760.40	4,182.64	0.00	4,182.64
200-9690	H.S. - GREEN & WHITE	862.66	0.00	0.00	0.00	0.00	862.66	0.00	862.66
200-9691	M.S. - YEARBOOK	9,671.94	0.00	1,440.00	0.00	70.21	11,041.73	529.79	10,511.94
200-9710	H.S. - NATIONAL HONOR SOCIETY	355.63	0.00	0.00	0.00	0.00	355.63	0.00	355.63
200-9711	M.S. - NATIONAL HONOR SOCIETY	5,241.78	513.41	1,760.41	0.00	0.00	7,002.19	156.37	6,845.82
300-9200	M.S. - ODYSSEY OF THE MIND	26,714.55	0.00	1,595.00	0.00	1,498.00	26,811.55	415.00	26,396.55
300-9350	H.S. - ART CLUB	1,838.82	0.00	1,264.00	0.00	883.91	2,218.91	200.00	2,018.91
300-9440	H.S. - BAND	2,744.90	300.00	1,501.55	0.00	794.89	3,451.56	405.11	3,046.45
300-9470	H.S. - DELAIRE'S	4,344.41	0.00	170.17	0.00	0.00	4,514.58	0.00	4,514.58
300-9490	H.S. - MUSICAL	0.00	2,555.00	6,729.33	1,860.00	4,561.76	2,167.57	700.00	1,467.57
300-9500	ATHLETIC FUND	489.60	23,633.75	115,977.50	6,450.80	45,809.87	70,657.23	3,084.19	67,573.04
300-9501	ATHLETIC'S - BASEBALL	16,632.26	0.00	0.00	0.00	0.00	16,632.26	2,287.76	14,344.50
300-9502	ATHLETIC'S - BOY'S BASKETBALL	5,001.75	0.00	7,416.54	0.00	2,613.13	9,805.16	0.00	9,805.16
300-9503	ATHLETIC'S - GIRL'S SOCCER	1,442.20	0.00	3,794.00	0.00	3,781.63	1,454.57	0.00	1,454.57
300-9504	ATHLETIC'S - FOOTBALL	3,099.90	0.00	8,615.00	0.00	(1,745.13)	13,460.03	0.00	13,460.03

## PIKE-DELTA-YORK LOCAL SCHOOLS Cash Summary Report

Full Account Code	Description	Initial Cash	MTD Received	FYTD Received	MTD Expended	FYTD Expended	Fund Balance	Encumbrance	Unencumbered Balance
300-9505	ATHLETIC'S - BOY'S CROSS COUNTRY	\$ 1,316.08	\$ 0.00	\$ 325.00	\$ 0.00	\$ 0.00	\$ 1,641.08	\$ 0.00	\$ 1,641.08
300-9506	ATHLETIC'S - GOLF	7,569.84	0.00	2,600.85	0.00	7,209.59	2,961.10	864.41	2,096.69
300-9507	ATHLETIC'S - TRACK	0.00	0.00	2,070.00	0.00	888.99	1,181.01	285.66	895.35
300-9508	ELEMENTARY - SQUARE ONE ART	1,979.86	0.00	25.84	109.69	1,127.92	877.78	148.99	728.79
300-9509	ATHLETIC'S - GIRL'S BASKETBALL	931.41	515.00	4,585.00	0.00	3,854.50	1,661.91	330.00	1,331.91
300-9510	ATHLETIC'S - SOFTBALL	2,863.53	237.45	836.72	0.00	0.00	3,700.25	0.00	3,700.25
300-9513	ATHLETIC'S - BOY'S SOCCER	3,088.99	322.00	9,983.00	0.00	10,853.27	2,218.72	0.00	2,218.72
300-9514	ATHLETIC'S - VOLLEYBALL	3,835.73	0.00	8,008.01	0.00	4,849.32	6,994.42	0.00	6,994.42
300-9516	ATHLETIC'S - BOWLING	2,749.50	0.00	2,864.99	0.00	109.99	5,504.50	1,107.17	4,397.33
461-9022	VO. AG. 5TH QUARTER 2021-22	0.00	0.00	0.00	0.56	8.52	(8.52)	0.00	(8.52)
467-9021	STUDENT WELLNESS & SUCCESS 2020-21	205,479.94	0.00	0.00	(68,380.79)	137,099.15	68,380.79	0.00	68,380.79
499-9021	SCHOOL SAFETY 2020-21	6,100.80	0.00	0.00	0.00	0.00	6,100.80	0.00	6,100.80
499-9022	SCHOOL SAFETY 2021-22	0.00	0.00	0.00	0.00	0.00	0.00	0.00	0.00
507-9020	E.S.E.R. I	(56,755.12)	28,147.63	98,259.11	(21,706.00)	28,147.63	13,356.36	400.00	12,956.36
507-9021	E.S.E.R. II	(114,747.37)	0.00	91,999.10	26,408.03	11,241.82	(33,990.09)	5,510.16	(39,500.25)
507-9022	E.S.E.R. III	(6,855.48)	240,846.77	287,570.53	21,482.63	360,447.73	(79,732.68)	145,164.94	(224,897.62)
509-9021	21st CENTURY 2020-21	0.00	0.00	34,887.35	0.00	34,887.35	0.00	33,081.34	(33,081.34)
509-9022	21st CENTURY 2021-22	0.00	0.00	15,773.07	7,139.92	36,226.81	(20,453.74)	86,200.60	(106,654.34)
510-9021	CORONAVIRUS RELIEF FUND 2020-21	0.00	0.00	0.00	0.00	0.00	0.00	0.00	0.00
516-9022	IDEA-B 2021-22	0.00	60,355.95	90,153.84	6,261.51	96,415.35	(6,261.51)	158,778.25	(165,039.76)
551-9022	L.E.P. 2021-22	0.00	0.00	0.00	0.00	0.00	0.00	0.00	0.00
572-9020	TITLE I 2019-20	0.00	0.00	0.00	(9.00)	0.00	0.00	0.00	0.00
572-9021	TITLE I 2020-21	0.00	0.00	0.00	(64,092.76)	0.00	0.00	0.00	0.00
572-9022	TITLE I 2021-22	0.00	0.00	118,505.18	51,234.59	187,491.31	(68,986.13)	0.00	(68,986.13)
572-9122	TITLE I 2021-22 EOEC	0.00	0.00	0.00	0.00	0.00	0.00	220.00	(220.00)
587-9022	E.C.S.E. PRESCHOOL 2021-22	0.00	0.00	0.00	0.00	0.00	0.00	0.00	0.00
590-9021	TITLE II-A 2020-21	0.00	0.00	0.00	0.00	0.00	0.00	0.00	0.00
590-9022	TITLE II-A 2021-22	0.00	0.00	0.00	0.00	0.00	0.00	0.00	0.00
599-9022	TITLE IV-A 2021-22	0.00	0.00	0.00	0.00	0.00	0.00	0.00	0.00
599-9221	TITLE IV-A 2020-21	0.00	0.00	0.00	0.00	0.00	0.00	0.00	0.00
<b>Grand Total</b>		<b>\$ 3,507,405.97</b>	<b>\$ 3,701,003.69</b>	<b>\$ 13,760,886.08</b>	<b>\$ 1,326,764.20</b>	<b>11,618,872.24</b>	<b>\$ 5,649,419.81</b>	<b>\$ 921,507.27</b>	<b>\$ 4,727,912.54</b>

Start Date: 02/01/2022

End Date: 02/28/2022

## PIKE-DELTA-YORK LOCAL SCHOOLS

### Disbursement Summary Report

Check Number	Date	Name	Amount
0	2/18/2022	RETTIG MUSIC	\$ 0.00
0	2/18/2022	Capital One	0.00
0	2/18/2022	A. R. S. REFUSE SERVICE	0.00
0	2/18/2022	SCHOLASTIC/READER'S	0.00
0	2/18/2022	ROSE PEST SOLUTIONS	0.00
0	2/18/2022	OHIO GAS COMPANY	0.00
0	2/18/2022	TOLEDO EDISON	0.00
0	2/18/2022	GRAINGER	0.00
0	2/18/2022	THERAPRO, INC.	0.00
0	2/18/2022	SCHOLASTIC CORPORATION	0.00
0	2/18/2022	VILLAGE REPORTER	0.00
0	2/18/2022	SPECTRUM ENTERPRISE	0.00
0	2/18/2022	STAPLES ADVANTAGE	0.00
0	2/18/2022	AMERIGAS	0.00
0	2/18/2022	BLICK ART MATERIALS	0.00
0	2/18/2022	NWO JUVENILE DETENTION CENTER	0.00
0	2/18/2022	CALAWAY'S FLOWERS & ANTIQUES	0.00
0	2/18/2022	DOUGLAS FORD	0.00
0	2/18/2022	SYNCB/AMAZON	0.00
0	2/18/2022	DEAN FOODS COMPANY	0.00
0	2/18/2022	SCHOLASTIC BOOK FAIRS	0.00
0	2/18/2022	GORDON FOOD SERVICE	0.00
0	2/18/2022	VISA/F & M STATE BANK	0.00
0	2/18/2022	FRESH ENCOUNTER CORPORATE	0.00
0	2/18/2022	HOME DEPOT CREDIT SERVICES	0.00
0	2/18/2022	JACOBS' FAMILY ORCHARD LLC	0.00
0	2/18/2022	SCREEN PRINTED PRODUCTS	0.00
66113	2/9/2022	Northwest Ohio Educational	7,139.92
66114	2/9/2022	DELTA HARDWARE & INDUSTRIAL,	280.07
66115	2/9/2022	OHIO GAS COMPANY	10,671.28
66116	2/9/2022	SUPER DUPER PUBLICATIONS	2,686.05
66117	2/9/2022	Capital One	1,537.15
66118	2/9/2022	A. R. S. REFUSE SERVICE	1,630.81
66119	2/9/2022	STAFFORD BUILDING PRODUCTS INC	8,655.00
66120	2/9/2022	CDW-G GOVERNMENT, INC.	2,095.45
66121	2/9/2022	DELTA PHYSICAL THERAPY &	3,700.00
66122	2/9/2022	BAKER'S GAS & WELDING	15.14
66123	2/9/2022	TOM SEXTON & ASSOCIATES	1,804.50
66124	2/9/2022	SARA'S GARDEN	1,130.33
66125	2/9/2022	MELLOCRAFT	4,200.80
66126	2/9/2022	WMTR RADIO	728.00
66127	2/9/2022	ANDREW HANGE	716.32
66128	2/9/2022	AMERIGAS	3,968.24
66129	2/9/2022	MTI ENTERPRISES, INC.	1,860.00
66130	2/11/2022	A BOOK COMPANY	366.67
66131	2/11/2022	AMY ROTH	37.84
66132	2/11/2022	BARNES & NOBLE	2,198.26
66133	2/11/2022	COLLEGE ENTRANCE EXAMINATION BOARD	180.00
66134	2/11/2022	E & S BUETER CORPORATION	320.00
66135	2/11/2022	ENNIS BRITTON CO., LPA	1,796.00
66136	2/11/2022	FASTENAL COMPANY	11.29
66137	2/11/2022	INSTRUCTURE, INC.	4,770.00
66138	2/11/2022	JENNIFER WOLFORD	60.00
66139	2/11/2022	MARY TRESNAN- REIGHARD	74.00
66140	2/11/2022	NWOASBO	25.00

Start Date: 02/01/2022

End Date: 02/28/2022

## PIKE-DELTA-YORK LOCAL SCHOOLS

### Disbursement Summary Report

Check Number	Date	Name	Amount
66141	2/11/2022	OHIO DEPT OF JOB & FAMILY SERV	\$ 207.40
66142	2/11/2022	RACHEL WIXEY & ASSOCIATES LLC	9,400.75
66143	2/11/2022	SC STRATEGIC SOLUTIONS, LLC	695.00
66144	2/11/2022	SCREEN PRINTED PRODUCTS	339.75
66145	2/11/2022	STEVEN A. SHELTON	700.00
66146	2/11/2022	TED HASELMAN	263.92
66147	2/11/2022	SWANTON SPORTS CENTER	1,300.00
66148	2/15/2022	BLICK ART MATERIALS	73.45
66149	2/15/2022	FRESH ENCOUNTER CORPORATE	32.70
66150	2/15/2022	DEAN FOODS COMPANY	4,213.52
66151	2/15/2022	E & S BUETER CORPORATION	56.00
66152	2/15/2022	FULTON COUNTY DEPARTMENT	1,276.00
66153	2/15/2022	GORDON FOOD SERVICE	22,434.67
66154	2/15/2022	SCHOLASTIC BOOK FAIRS	1,747.63
66155	2/16/2022	VILLAGE OF DELTA	2,033.48
66156	2/16/2022	VISA/F & M STATE BANK	5,094.90
66157	2/18/2022	ACCO BRANDS USA LLC	52.50
66158	2/18/2022	OASBO	425.00
66159	2/18/2022	SCHOLASTIC/READER'S	68.71
66160	2/18/2022	PRO-ED	1,474.00
66161	2/18/2022	ROSE PEST SOLUTIONS	226.00
66162	2/18/2022	LAKESHORE EQUIPMENT COMPANY	895.64
66163	2/18/2022	NICHOLS PAPER & SUPPLY	9,311.41
66164	2/18/2022	NWO JUVENILE DETENTION CENTER	880.00
66165	2/18/2022	U.S. BANK EQUIPMENT FINANCE	2,950.47
66166	2/18/2022	BAKER'S GAS & WELDING	317.46
66167	2/18/2022	ComDoc, Inc.	1,431.00
66168	2/18/2022	SPECTRUM ENTERPRISE	1,137.22
66169	2/18/2022	BLICK ART MATERIALS	36.24
66170	2/18/2022	VELVET ICE CREAM COMPANY, INC	79.20
66171	2/18/2022	AMERIGAS	625.26
66172	2/18/2022	EDGE ONE LLC	245.25
66173	2/18/2022	2080 MEDIA INC	2,500.00
66174	2/22/2022	BOILERS, CONTROLS &	406.00
66175	2/22/2022	D&M 2 TRUCK SERVICES INC	1,566.00
66176	2/22/2022	DELL MARKETING L.P.	1,789.32
66177	2/22/2022	E & S BUETER CORPORATION	155.98
66178	2/22/2022	EARL MECHANICAL SERVICES, INC	26,740.19
66179	2/22/2022	FRIENDS BUSINESS SOURCE	1,205.82
66180	2/22/2022	GREAT LAKES BIOMEDICAL LTD	226.00
66181	2/22/2022	GREEN FOR LIFE	25.00
66182	2/22/2022	GWENDOLYN NYQUIST	24.64
66183	2/22/2022	KENN-FELD GROUP, LLC	1,042.38
66184	2/22/2022	WEX BANK	2,585.48
66185	2/22/2022	MaryAnn Sintobin	100.00
66186	2/22/2022	MICHAEL TURI	30.25
66187	2/22/2022	NORTHERN BUCKEYE	12,519.43
66188	2/22/2022	PULSERA PROJECT	385.00
66189	2/22/2022	RYAN DAVIS	72.00
66190	2/22/2022	SCREEN PRINTED PRODUCTS	339.00
66191	2/22/2022	TREASURER	150.00
66192	2/22/2022	GRAINGER	224.04
66193	2/22/2022	WARD'S NATURAL SCIENCE EST.LLC	459.19
66194	2/22/2022	WYSE ELECTRIC	286.92
66195	2/28/2022	ACE ARCHERS, INC	575.00

Start Date: 02/01/2022

End Date: 02/28/2022

**PIKE-DELTA-YORK LOCAL SCHOOLS**  
**Disbursement Summary Report**

Check Number	Date	Name	Amount
66196	2/28/2022	ACE HARDWARE	\$ 114.96
66197	2/28/2022	AFFILIATED	57.65
66198	2/28/2022	AUDRA TOLSON	42.00
66199	2/28/2022	BOILERS, CONTROLS &	1,185.97
66200	2/28/2022	FORREST AUTO SUPPLY	2,878.11
66201	2/28/2022	NATIONAL FFA ORGANIZATION	1,099.50
66202	2/28/2022	NCS PEARSON, INC	19.25
66203	2/28/2022	RACHEL WIXEY & ASSOCIATES LLC	3,275.10
66204	2/28/2022	RETTIG MUSIC	170.00
79879	2/2/2022	PIKE-DELTA-YORK LOCAL SCHOOLS	329,431.66
79880	2/2/2022	TREASURER	6,236.14
79881	2/2/2022	SERS	1,736.99
79882	2/2/2022	STRS	3,281.95
79883	2/3/2022	CHARLIE LEBOEUF	174,461.72
79884	2/3/2022	CHARLIE LEBOEUF	17,131.59
79885	2/3/2022	American United Life Ins. Co.	476.99
79886	2/11/2022	PIKE-DELTA-YORK LOCAL SCHOOLS	341,591.50
79887	2/17/2022	SERS	22,946.99
79888	2/17/2022	STRS	81,577.95
79889	2/17/2022	TREASURER	6,213.64
999999	2/18/2022	KURTZ BROS. INC.	0.00
<b>Grand Total</b>			<b>\$ 1,180,019.95</b>

**Pike Delta York Local School District**  
**Donations**  
**February 2022**

---

Contributor	Recipient	Amount
Fulton County Cattle Feeders	FFA	\$ 500.00
Tamara Sprow	Musical	\$ 2,000.00
Mike & Jessica Ford	Board Scholarship	\$ 200.00

---

**PIKE DELTA YOUR LOCAL SCHOOLS**  
Unencumbered Liabilities (Then & Now)

February 2022

<b>Vendor</b>	<b>Responsible Employee</b>	<b>Invoice Date</b>	<b>P.O. #</b>	<b>P.O. Date</b>	<b>Amount of Invoice</b>
---------------	-----------------------------	-------------------------	-------------------	----------------------	------------------------------

None





**PIKE DELTA YORK LOCAL  
SCHOOL DISTRICT  
2021-22 INITIAL Appropriations**

---

			<b>2021-22 Appropriations</b>
001	0000	GENERAL FUND	15,302,185.40
001	9000	TECHNOLOGY MAINTENANCE & INSURANCE	70,373.60
002	9799	BOND RETIREMENT 2006 - REFUNDING	709,018.75
003	0000	PERMANENT IMPROVEMENT FUND	477,750.00
006	0000	FOOD SERVICE FUND	493,615.00
007	9001	BEN ATHERTON MEMORIAL SCHOLARSHIP	195.88
007	9002	NATE PARSONS MEMORIAL SCHOLARSHIP	500.00
007	9100	CLYDE J KINNEY SCHOLARSHIP FUND	200.00
007	9290	COACH CORY'S BACKPACK BUDDIES	5,000.00
007	9300	TOMMY CHILDRESS JR. MEMORIAL SCHOLARSHIP	1,000.00
007	9400	PDYLS D BOARD OF EDUCATION SCHOLARSHIP	1,000.00
007	9500	PDY FACULTY & STAFF SCHOLARSHIP	600.00
007	9800	CLASS OF 1956 MEMORIAL SCHOLARSHIP	1,000.00
007	9900	RICHARD SELL MEMORIAL SCHOLARSHIP	2,500.00
007	9990	SPROW BUCKS - TEACHER GRANT AWARD	1,550.00
007	9991	KICKSTARTER SCHOLARSHIP	1,000.00
007	9992	SHARON K. BRUCE SCHOLARSHIP	1,000.00
009	9100	U.S.S.F. - DELTA ELEMENTARY	7,500.00
009	9200	U.S.S.F. - DELTA MIDDLE SCHOOL	9,500.00
009	9300	U.S.S.F. - DELTA HIGH SCHOOL	11,950.00
018	9002	DELTA ELEMENTARY PRINCIPAL SUPPORT FUND	5,550.00
018	9005	M.S. PRINCIPAL SUPPORT FUND	5,975.00
018	9006	H.S. PRINCIPAL SUPPORT FUND	1,450.00
019	9171	WELLNESS GRANT	2,560.00
019	9173	J. PATTERSON LIBRARY GRANT	1,418.12
019	9176	M.S. AFTER-SCHOOL PROGRAM	4,132.14
019	9177	PREVENTION EDUCATION GRANT	16,272.00
034	9009	O.S.F.C. MAINTENANCE FUND	93,150.00
200	9021	CLASS OF 2021	2,476.69
200	9022	CLASS OF 2022	4,620.00
200	9023	CLASS OF 2023	35,000.00
200	9024	CLASS OF 2024	20,000.00
200	9025	CLASS OF 2025	100.00
200	9026	CLASS OF 2026	10,750.00
200	9027	CLASS OF 2027	625.00
200	9028	CLASS OF 2028	600.00
200	9100	H.S. DRAMA CLUB	100.00
200	9150	MIDDLE SCHOOL SCIENCE CLUB	500.00

**PIKE DELTA YORK LOCAL  
SCHOOL DISTRICT  
2021-22 INITIAL Appropriations**

---

			<u>2021-22 Appropriations</u>
200	9280	SPANISH CLUB	475.00
200	9320	FCCLA	170.00
200	9330	FFA	17,925.00
200	9550	M.S. CHEERLEADERS	1,810.36
200	9553	H.S. CHEERLEADERS	8,600.00
200	9610	H.S. STUDENT COUNCIL	2,975.00
200	9611	M.S. STUDENT COUNCIL	900.00
200	9650	H.S. SADD	0.00
200	9651	M.S. SADD	0.00
200	9689	DEL HI	3,275.00
200	9690	GREEN & WHITE	500.00
200	9691	M.S. YEARBOOK	1,100.00
200	9710	H.S. NATIONAL HONOR SOCIETY	100.00
200	9711	JR. HIGH NATIONAL HONOR SOCIETY	425.00
300	9200	DESTINATION IMAGINATION	21,985.00
300	9350	ART/TECH CLUB	700.00
300	9440	HIGH SCHOOL BAND	8,900.00
300	9470	CHORAL-DELAIRE	7,575.00
300	9490	HIGH SCHOOL MUSICAL	6,675.00
300	9500	ATHLETIC FUND	106,845.00
300	9501	BASEBALL TEAM	10,000.00
300	9502	BASKETBALL TEAM - BOYS	3,500.00
300	9503	SOCCER TEAM - GIRLS	1,000.00
300	9504	FOOTBALL TEAM	7,000.00
300	9505	CROSS COUNTRY TEAM - BOYS	2,000.00
300	9506	GOLF TEAM	2,500.00
300	9507	TRACK TEAM - BOYS & GIRLS	3,500.00
300	9508	SQUARE ONE ART FUNDRAISER	1,000.00
300	9509	BASKETBALL TEAM - GIRLS	7,200.00
300	9510	SOFTBALL TEAM	1,500.00
300	9513	SOCCER TEAM - BOYS	3,500.00
300	9514	VOLLEYBALL TEAM	1,200.00
300	9516	BOWLING TEAM	700.00
461	9021	VOCATIONAL AG. 5TH QUARTER 2020-21	3,200.00
467	9020	STUDENT WELLNESS & SUCCESS	205,479.94
499	9021	SCHOOL SAFETY GRANT 2020-21	6,100.80
499	9022	SCHOOL SAFETY GRANT 2021-22	6,000.00
507	9020	E.S.S.E.R. I	31,739.54

**PIKE DELTA YORK LOCAL  
SCHOOL DISTRICT  
2021-22 INITIAL Appropriations**

---

			<b>2021-22 Appropriations</b>
507	9021	E.S.S.E.R. II	407,300.55
507	9022	E.S.S.E.R. III	1,017,097.75
509	9021	21st CENTURY 2020-21	45,069.65
509	9022	21st CENTURY 2021-22	100,000.00
516	9022	IDEA-B 2021-22	282,354.48
551	9022	L.E.P. 2021-22	3,000.00
572	9022	TITLE I 2021-22	154,203.86
587	9022	IDEA-B - E.C.S.E. 2021-22	10,788.41
590	9022	TITLE II-A 2021-22	33,579.83
599	9022	TITLE IV-A 2020-21	11,645.12
<b>Total</b>			<b>19,855,812.87</b>